

# Curbside Recycling Guidelines

Place recyclables loosely in your bin. **NO PLASTIC BAGS!**

## Plastic

**ACCEPT:**  
ALL plastic bottles & containers

- Household bottles, jars & jugs
- Dairy containers & lids
- Produce, bakery & deli containers & lids

**DO NOT ACCEPT:**

- Plastic bags, wrap or film
- Motor oil bottles
- Styrofoam
- Plastic cups & lids



*empty, rinse and replace caps & lids*


## Paper

**ACCEPT:**

- Newspapers, inserts, magazines, & mail
- Cardboard & paperboard (food boxes)
- Milk, juice & soup cartons
- Office paper, school paper & books

**DO NOT ACCEPT:**

- Paper cups
- Shredded paper
- Tissue paper
- Pet food bags



*take confidential papers to shred event for shredding & recycling  
flatten & cut boxes to 2ft by 2ft*

## Metal

**ACCEPT:**

- Aluminum bottles & cans
- Steel & tin cans

**DO NOT ACCEPT:**

- Aerosol cans
- Aluminum pans or foil
- Empty paint cans
- Scrap metal



*empty and rinse*

Recycle items loose.  
No bags in cart.




## Glass

**ACCEPT:**

- Food and beverage bottles & jars

**DO NOT ACCEPT:**

- Window glass
- Ceramics, china
- Drinking glasses



*empty and rinse*

## Some stuff just doesn't belong in your recycling bin...

### Plastic bags



Plastic bags, film and wrap are the #1 contaminant. Keep recyclables loose in the bin and take plastic bags back to store drop-offs. See below.

### Sharps



Needles, lancets and syringes are the #1 safety concern for sorting staff. Do not throw sharps in recycling or trash. Visit: [dnr.wi.gov](http://dnr.wi.gov) and search "Sharps Collections".

### Yuck



Liquids, food and trash contaminate good recyclables. Empty and rinse containers; compost food scraps and throw trash in the garbage.

### Tanglers




Cords, chains and wires wrap around sorting equipment creating unnecessary maintenance. Take these items to e-waste collectors or scrap metal dealers.


### Textiles





Clothing, towels and bedding wrap around sorting equipment creating unnecessary maintenance. Donate textiles, or if wet and moldy, throw them in the garbage.


## PLASTIC FILM & WRAP...recycle it at participating stores, NOT in your curbside recycling


  
Air Pillows


  
Newspaper Bags


  
Food Storage Bags


  
Product Overwrap


  
Bubble Wrap

  
Produce Bags

  
Plastic Mailers

  
Bread Bags

  
Dry Cleaning Bags

  
Case Wrap

Find drop-off locations at [PlasticFilmRecycling.org](http://PlasticFilmRecycling.org)

Also look for any packaging with the How2Recycle label 